



Tech Tip

AUTOMOTIVE <> PASSENGER CAR COOLING SYSTEM

BULLETIN TT003-13

› **PART NUMBER:**

All Chain Driven
Water Pumps

› **MAKE:**

All

› **MODEL:**

All

› **YEAR:**

All

› **ENGINE:**

All

Correct alignment of tensioner
and chain guide.

ALL CHAIN DRIVEN WATER PUMPS

Symptoms:


Water pump has missing or broken teeth, or sprocket falls off the shaft.

Probable cause of failure:

Misalignment or damage of the tensioner, guide or chain.


Corrective action:

Visual inspection is required to verify the correct alignment of chain tensioner and guide. Inspect for broken, cracked or missing guide material as well. It is not advised to re-use misaligned components. Also, check the chain for any imperfections.




Incorrect alignment of tensioner
and chain guide.





If the chain looks like the above circled areas, it is time to replace the timing components. Notice how the chain sags, this should not occur in any location of the chain drive. If slack is present replace the chain, chain tensioner, and chain guides.



In the circles above there is no slack present. This is the optimal position for the chain.

GATES CORPORATION <> WORLD HEADQUARTERS

1551 Wewatta Street / P.O. Box 5887
Denver, Colorado 80202, U.S.A.
303.744.1911
Gates.com

GATES CANADA INC.

225 Henry St. Bldg. 8
Brantford, Ontario N3S 7R4
1.519.759.4141

Automotive Tech Email <>
apateam@gates.com



For more information, please contact our Technical Department at 303.744.5651 or apateam@gates.com.

**With over 100 years of experience,
Gates products are trusted by professional
technicians around the world.**