



## **Ford Galaxy with automatic air conditioning**

### **Model year up to 01.02.1996**

#### **Poor heating performance**

If there are complaints about the above-mentioned fault, a flap in the heating housing not closing completely could be the cause. To eliminate this fault, the stop on the servomotor for the temperature flap must be shortened by 1.5 mm. To do this proceed as follows:

- Remove the safety cover from the servomotor.
- Remove the screws from the servomotor and take the motor out (see Fig. 1).
- Now remove 1.5 mm from the left-hand stop (see Fig. 2).
- Refit the servomotor and fix in place using the screws. Make sure that the tothing is seated correctly (see Fig.3).
- Refit the safety cover.
- Check the function and heating performance of the system.

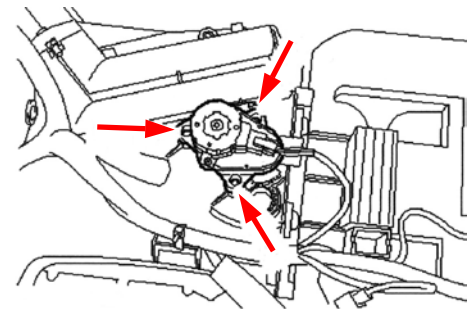


Fig. 1

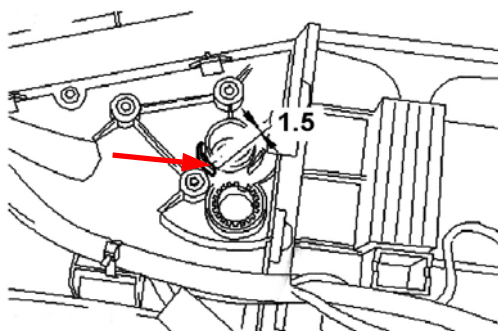


Fig. 2

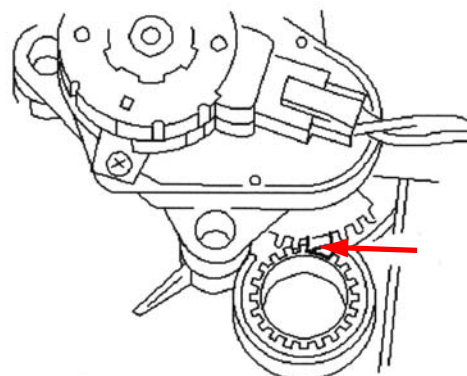


Fig. 3