

Speed Visio Nomad not showing the correct speed



Part Number: 632051



The Speed Visio Nomad acquires the vehicles speed via satellite using an integrated GPS chip. To accomplish this, different signals are received from satellites and the GPS chip instantaneously deduces the vehicles velocity and displays it on the vehicles windshield.

If your Speed Visio Nomad displays a gap between your speedometer and the device please check the following:

Your Speed Visio Nomad is set on the correct speed

The system is configured in km/h but can be defined in miles per hour.

Press simultaneously on  and  to enter the setting mode.

Press on  or  to select mode 1 (km/h) or 2 (mph), then wait 5 seconds.

The sizes of tyres and / or wheels have not been changed to another size

On modern vehicles the travelling speed is calculated via the wheel speed sensor. If the tyres or wheels have been changed from the original factory fitted ones to a different diameter then the ECU calculation will be incorrect and display the incorrect speed.

The Speedometer cable is not faulty

Over time the speedometer cable can fail due to damage or wear and tear. Check the speedometer cable and housing and replace if necessary.

